



Public School 174
65-10 Dieterle Crescent
Rego Park, NY 11374
Phone (718) 897-7006
ps174.org

Mrs. Karin Kelly, Principal

Mrs. Kerstin Kobetitsch, A. P.

Moving into “Just-Right” Books

By Kindergarten Teachers
For Kindergarten Parents

“Just-Right” Books

**Also called:
Leveled Books**

**Children start looking at the
print.**



Which books are
“JUST RIGHT” for you?



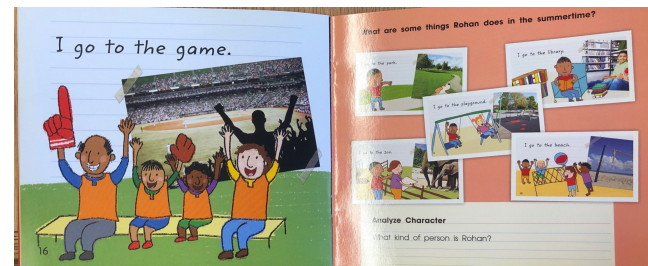


“A” books have a simple pattern on every page.

Example:

I go to the park.

I go to the pool.

I go to the game.





In “B” books, the pattern changes on the last page.

Example:

A farm has cows.

A farm has chickens.

We need farms!



As your child reads an **A/B Book**
they should be able to:

- Use the pattern.
- Point under each word.
- Use the pictures to help them read.

In “C” books, children start using the sounds of letters to figure out




Example: “tricky words.”

I see a light.


Is it the sun?

Is it a star?




It is the moon!



Students start to identify “**sight words**” without sounding it out.



In “D” books, children begin to identify the story elements. For example: characters, setting, beginning, middle, and end.



“D” books may contain dialogue between characters and elicit different feelings. There is less visual support for decoding.



What level is my child?

Children are assessed (tested) to determine what level is “just right.”

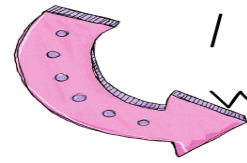
This includes

- reading the words correctly

and

- demonstrating comprehension

COMPREHENSION



I understand
what I read.

Children need to be able to answer some comprehension questions and retell key details of the story in order to move to the next reading level.



What level meets the standards?



Teachers College Reading & Writing Project Benchmark Reading Levels and Marking Period Assessments

Updated for the 2017-2018 School Year

SEPTEMBER	NOVEMBER	JANUARY	MARCH	JUNE
<u>Kindergarten</u> Emergent Story Books Shared Reading	<u>Kindergarten</u> Emergent Story Books Shared Reading A/B (with book intro)	<u>Kindergarten</u> B/C (with book intro)	<u>Kindergarten</u> 1=Early Emergent 2=A/B (with book intro) 3=C (with book intro) 4=D/E	<u>Kindergarten</u> 1=B or below 2=C (with book intro) 3=D/E 4=F or above
<u>Grade 1:</u> 1=B or below 2=C 3=D/E 4=F or above	<u>Grade 1:</u> 1=C or below 2=D/E 3=F/G 4=H or above	<u>Grade 1:</u> 1=D or below 2=E/F 3=G/H 4=J or above	<u>Grade 1:</u> 1=E or below 2=F/G 3=H/I/J 4=K or above	<u>Grade 1:</u> 1=F or below 2=G/H 3=I/J/K 4=L or above
<u>Grade 2:</u> 1=F or below 2=G/H 3=I/J/K 4=L or above	<u>Grade 2:</u> 1=G or below 2=H/I 3=J/K/L 4=M or above	<u>Grade 2:</u> 1=H or below 2=I/J 3=K/L 4=M or above	<u>Grade 2:</u> 1=I or below 2=J/K 3=L/M 4=N or above	<u>Grade 2:</u> 1=J or below 2=K/L 3=M 4=N or above

THANK YOU FOR COMING!

We hope that hearing
about how we use these books
has helped you
so you can help your child
become a stronger reader!