



**Online Safety 101 and Resources  
PS 174 William Sidney Mount  
January 14, 2020**



# Welcome

## **We are first-generation Internet parents**

- Our children are the first generation to be born and raised with the Internet as part of their everyday lives.
- Our children know more about the Internet than we do!





# Topics for Today...

- Please note this is just 101, we are going to touch on each topic lightly
  - The Basics
    - How Children Get Online
    - What Children Do Online
  - Online
    - Social Media Sites and Applications
    - Texting and Instant Messaging
    - Video Chatting/ Gaming
    - Gaming
  - Dangers
    - Sharing Information
    - Sexting
    - Sexual Solicitation
    - Cyberbullying, etc
  - Resources



# How Children Get Online

- Mobile devices, including cell phones
- Laptops and personal computers
- Video game consoles





# What Children Do Online

- Visit virtual worlds
- Play multiuser games
- Text or instant message one another
- Post profiles and interact with others on social networking sites
- View and post videos
- Download music, movies, and more
- Create and upload art
- Do research/ homework






# Social Networking Sites

- Popular social networking sites:
  - » Instagram
  - » Facebook
  - » Twitter
  - » Snapchat
- Users create “profiles.”
- Communicate with friends.
- Find people with similar interests.




Guess the Social Media Site/ Application?



cafe**mom**  
the meeting place for moms



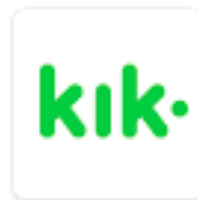
flickr™



kiwibox.com



Pinterest







# Texting and Instant Messaging

- These allow children to “talk” with friends at any time on the computer or a cell phone
- Texting and instant messaging has replaced email as a preferred method of communication







# What does these acronyms mean?

- LOL= \_\_\_\_\_
- QQ= \_\_\_\_\_
- FWB = \_\_\_\_\_
- ASL= \_\_\_\_\_
- FYEO= \_\_\_\_\_
- BRB= \_\_\_\_\_
- TMI= \_\_\_\_\_
- MOS= \_\_\_\_\_
- P911= \_\_\_\_\_
- PAW= \_\_\_\_\_
- WTH= \_\_\_\_\_
- WRYN= \_\_\_\_\_
- RYS= \_\_\_\_\_



# What does these acronyms mean?

- LOL= \_\_\_\_\_ LAUGH OUT LOUD \_\_\_\_\_
- QQ= \_\_\_\_\_ CRYING \_\_\_\_\_
- FWB = \_\_\_\_\_ FRIENDS WITH BENEFITS \_\_\_\_\_
- ASL= \_\_\_\_\_ AGE/SEX/LOCATION \_\_\_\_\_
- FYEO= \_\_\_\_\_ FOR YOUR EYES ONLY \_\_\_\_\_
- BRB= \_\_\_\_\_ BE RIGHT BACK \_\_\_\_\_
- TMI= \_\_\_\_\_ TOO MUCH INFORMATION \_\_\_\_\_
- MOS= \_\_\_\_\_ MOM OVER SHOULDER \_\_\_\_\_
- P911= \_\_\_\_\_ PARENTS ARE IN ROOM \_\_\_\_\_
- PAW= \_\_\_\_\_ PARENTS ARE WATCHING \_\_\_\_\_
- WTH= \_\_\_\_\_ WHAT THE HELL \_\_\_\_\_
- WRYN= \_\_\_\_\_ WHERE ARE YOU RIGHT NOW \_\_\_\_\_
- SWYP= \_\_\_\_\_ SO WHATS YOUR PROBLEM \_\_\_\_\_



# Video-Sharing Sites

- Popular video-sharing sites:
  - » YouTube
  - » Vimeo
  - » Twitch
- Users view and post videos
- Post and read comments about the video content





# Online Games

- Consoles like Xbox Live are increasingly connected to the Internet, allowing kids to play against friends and strangers
  - » PlayStation
  - » Nintendo Switch
  - » Dreamcast
- Many allow players to talk in real time using headsets and microphones
- Kids may be exposed to “trash talk” or worse
- Video: [https://www.youtube.com/watch?v=2gGdPIFCg\\_8..](https://www.youtube.com/watch?v=2gGdPIFCg_8..) Start at: 1:36





# Popular Online Games for Children



Fortnite  
Battle  
Royale



Dota 2



PlanetSide  
2



Path of Exile



League of  
Legends



Hearthstone



Star Wars:  
The Old  
Republic



## Topic #2 Online Dangers

- Sharing Information
- Virus and spyware
- Sexting
- Sexual Solicitation
- Cyberbullying
- Disturbing content





# Sharing Information

- Never reveal:
  - » Name
  - » Address
  - » Phone number
  - » School name
- Don't post or send photographs of yourself
- Choose a nondescript screen name
- Any bank account information
- **DO NOT SHARE PASSWORDS**





# Virus and Malicious Files

## Spyware

Your computer may become infected with viruses and spyware through:

- » downloads
- » emails
- » peer-to-peer networking
- » infected websites
- » Video:  
<https://www.youtube.com/watch?v=...>  
[o](https://www.youtube.com/watch?v=...)





# Messaging/ Sexting

- Sexting is sending, receiving, or forwarding sexually explicit messages, photographs, or images, primarily between mobile phones, of oneself to others. It may also include the use of a computer or any digital device
- Sexting of a minor receiving or sending is a Federal Offense. A minor can be charged, even if it is sent to another minor



# Sexual Solicitation/ Predators

- Masquerade as other children or kindly adults
- Trick children into revealing personal information
- Lure children and teenagers into meeting them in person
- **Grooming** is when someone builds an emotional connection with a child to gain their trust for the purposes of sexual abuse, sexual exploitation or trafficking.
- Video:  
<https://www.youtube.com/watch?v=IUjwHPah72o>



# Cyberbullying

- Posting or forwarding a private text or embarrassing image to others
- Tricking someone into revealing embarrassing information and forwarding it to others
- Spreading malicious rumors
- Stealing passwords
- Popular website for cyberbullying: Facebook, Twitter, Askfm, Reddit, 4Chan



## Other Inappropriate/ Disturbing Content

- Pornography
- Excessive Violence/ News
- Hate Speech
- Stalking
- Risky or Illegal Behaviors





## Topic #3 Resources/ Things you Can Do

- Make sure your child knows:
  - » Don't respond
  - » Contact an adult right away
  - » Block the offender
- Notify your internet service provider, if warranted.
- Notify CyberTipline  
[www.cybertipline.com](http://www.cybertipline.com)



# Basic Ways To Keep Your Child Safe

- Sign an “Internet Safety Contract.”
- Keep the computer in a public area of your home.
- Set a time limit for computer use.
- Become familiar with the sites your child visits.
- Know your child’s online “friends.”
- Know your child’s passwords.
- Keep your security software up to date.



# Basic Internet Rules for Children

- Never give out identifying information.
- Never write or post anything you wouldn't be comfortable with the whole world seeing.
- Treat others online as you would treat them in person.
- Never share your password.
- Never open an email or click on a link from someone you don't know.
- Never download or click on anything without checking with me or another trusted adult first.



# Learn How To Use Privacy Settings

- Become familiar with the websites your child visits
- Read privacy policies
- Settings should be “private”





# Protecting Against Cyberbullying

- Never respond to unkind remarks
- Don't participate in cyberbullying
- Block the cyberbully
- Tell a trusted adult
- Save the posts
- Notify law enforcement, if appropriate
- Notify your child's school, if appropriate



# Inappropriate/ Disturbing Content



- There are “bad” parts of the Internet, just as there are “bad” parts of town
- Shield your child with:
  - » parental control software
  - » child-friendly search engines
  - » bookmarks to favorite sites
- Teach your child what to do if he accidentally views disturbing content





# Resources



- **ConnectSafely**  
[www.connectsafely.org](http://www.connectsafely.org)  
Tips, advice, and the latest news on online safety.
- **AllSafeSites**  
<http://www.allsafesites.com/>  
A child-safe Internet search engine.
- **Common Sense Media**  
[www.common sense media.org](http://www.common sense media.org)  
Reviews and rates websites and other media for children according to age-appropriateness.
- **Trend Micro**  
[www.trendmicro.com/go/safety](http://www.trendmicro.com/go/safety)  
Lots of information on Internet safety for families from Trend Micro, the sponsor of this Internet Safety Night presentation.



- **Netsmartz Workshop for Parents & Guardians-**  
<http://www.netsmartz.org/netparents.htm>
- **Netsmartz Workshop 411-**  
<http://www.netsmartz411.org/>
- **FBI Parents Guide to Internet Safety-**  
<http://www.fbi.gov/publications/pguide/pguide.htm>
- **Online Safety Guidelines –**  
<http://kids.getnetwise.org/safetyguide/>